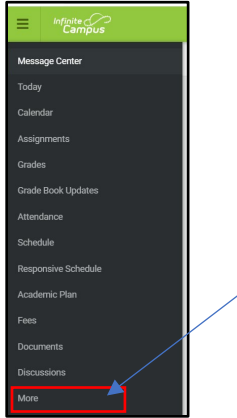


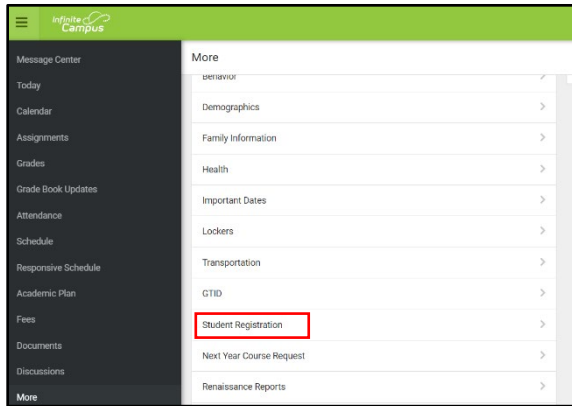
Adding a New Student to your Current Household

Step 1: Log into your Parent Portal account.

Step 2. Click More

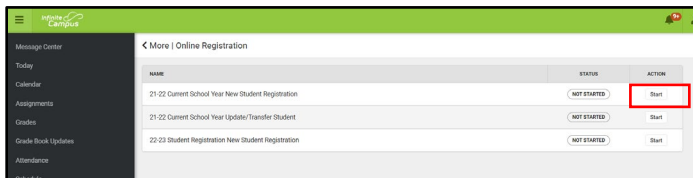


Step 3: Click Student Registration



Step 4: Click Start

***** Note: Depending on the time of enrollment, the options for the current school year or the next school year may appear.**



Step 5: Click Begin Registration

